



FALL 2011 LIBRARY TUTORIALS

results and analysis

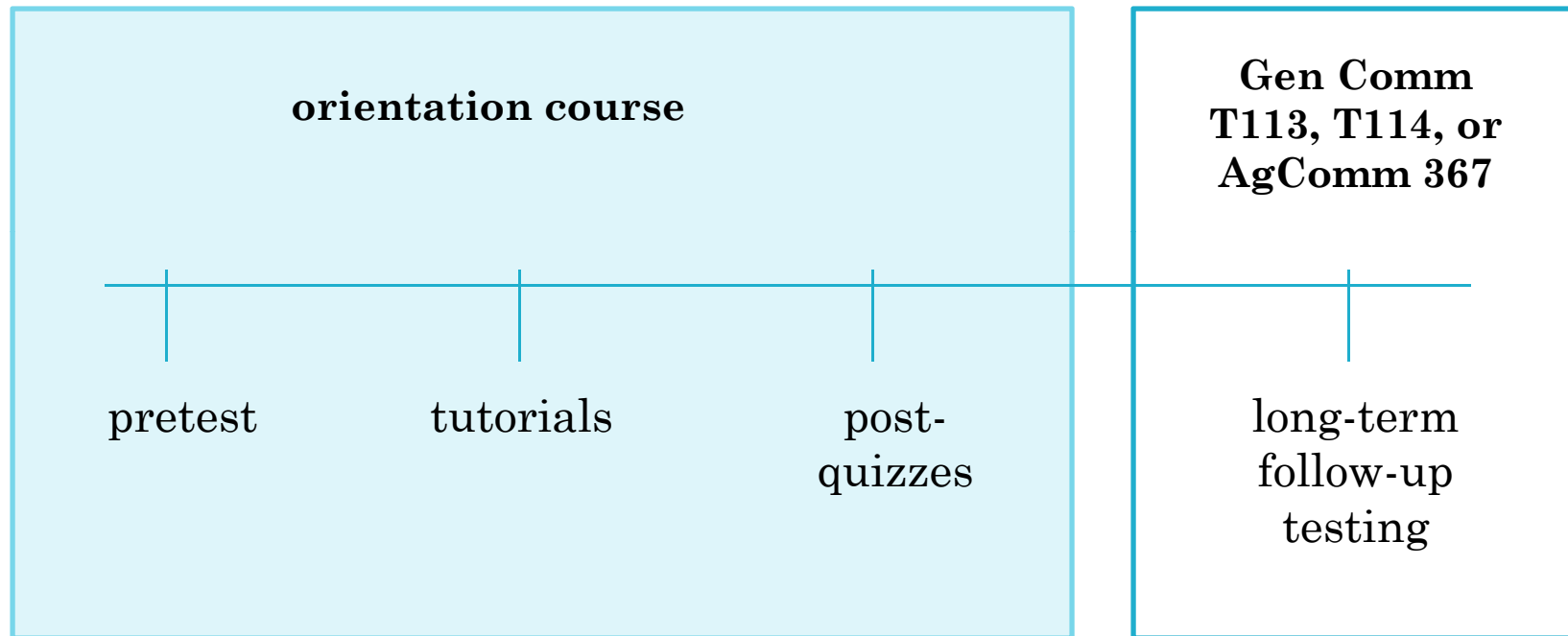
Sharon Holderman, ATI Library Director

SETUP OVERVIEW

- pretest (31 questions)
- 6 tutorials
 - Tutorial 1: Types of sources & reliability (6.5 minutes)
 - Tutorial 2: General search processes & tips (8 minutes)
 - Tutorial 3: Finding a book (9 minutes)
 - Tutorial 4: Searching an online periodical database (8.5 minutes)
 - Tutorial 5: Internet sources and searching (8 minutes)
 - Tutorial 6: Copyright & plagiarism (8 minutes)
- 6 post-quizzes (6 questions each)
- long-term follow up test (35 questions)



INFORMATION LITERACY TIMELINE



PRETEST RESULTS

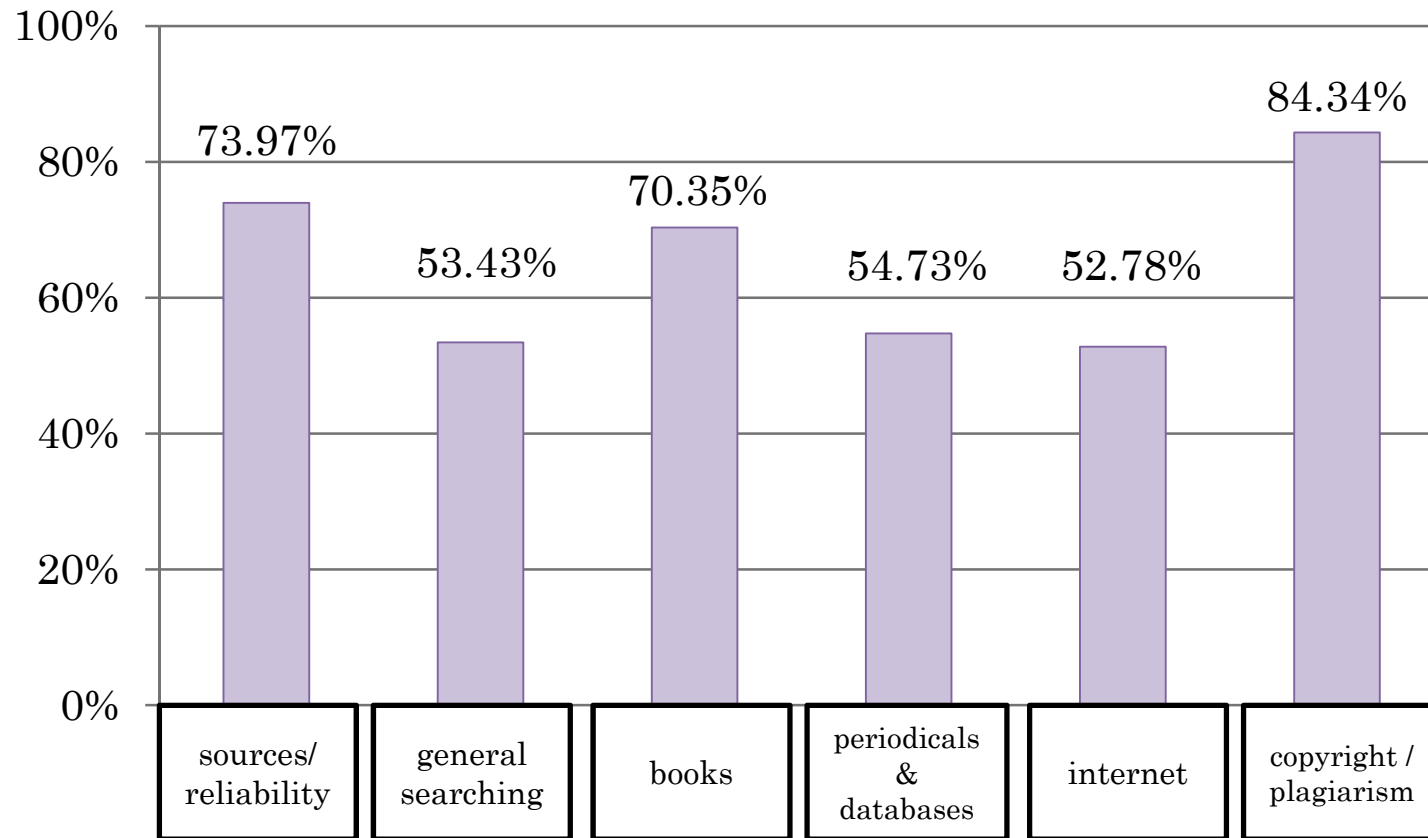
The pretest is intended to measure students' level of knowledge upon entering ATI. These students, on average, have not previously had any ATI Library instruction or the tutorials.

- Fall 2011 pretest average score = 64.42%
 - *Fall 2010 pretest average score: 67.65%*
 - *Fall 2009 pretest average score: 70.14%*
 - *Fall 2008 pretest average score: 60.87%*

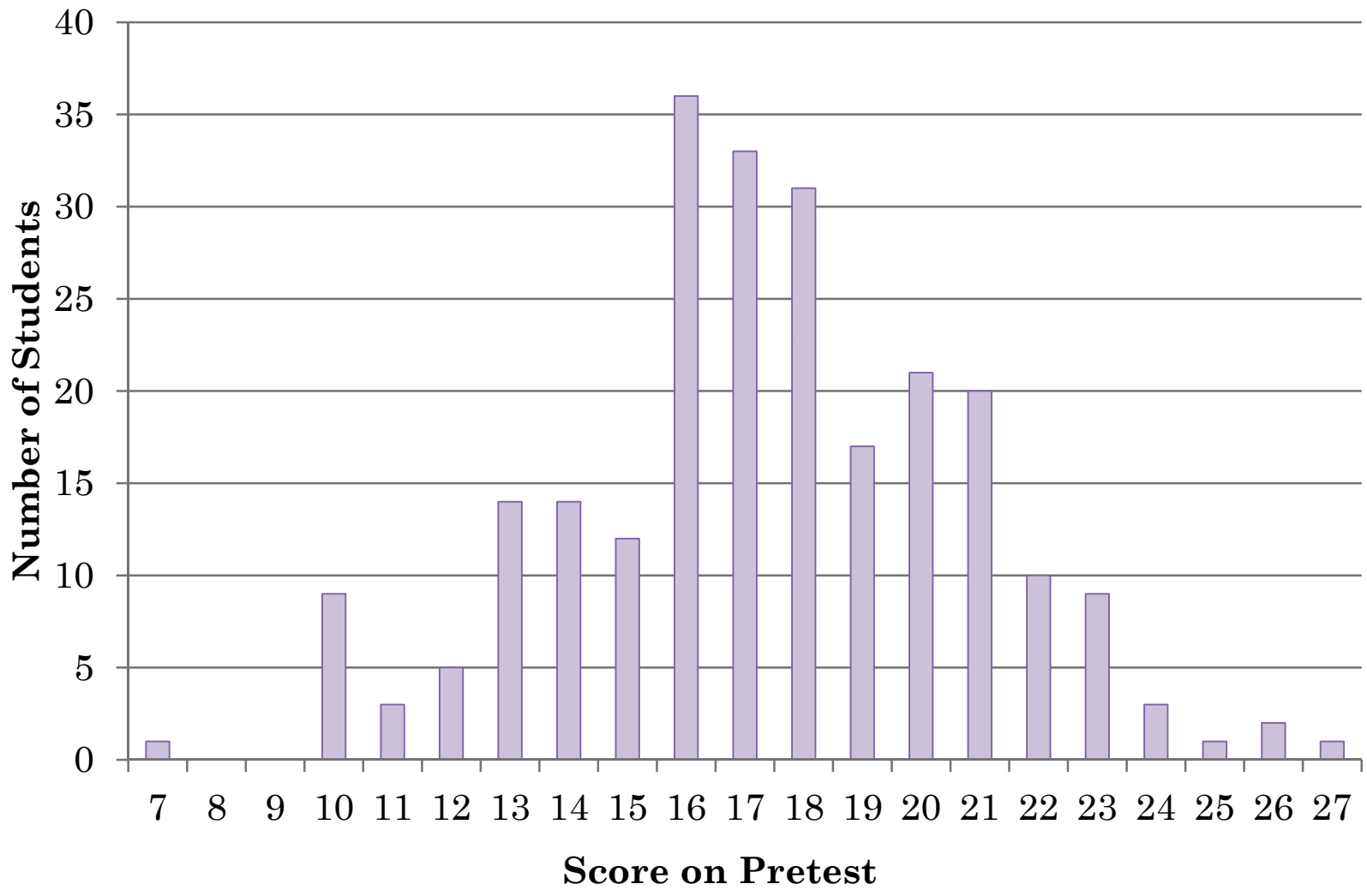
- Fall 2011 completion rate = 98%
 - *Fall 2010 completion rate: 92%*
 - *Fall 2009 completion rate: 88%*
 - *Fall 2008 completion rate: 81%*



2011 PRETEST AVERAGE SCORES BY TOPIC



2011 PRETEST SCORE DISTRIBUTION



The scores are out of 27 possible points. Although the pretest is 31 questions, 4 of those are not content-related.



2011 PRETEST COMMENTS

○ low scores

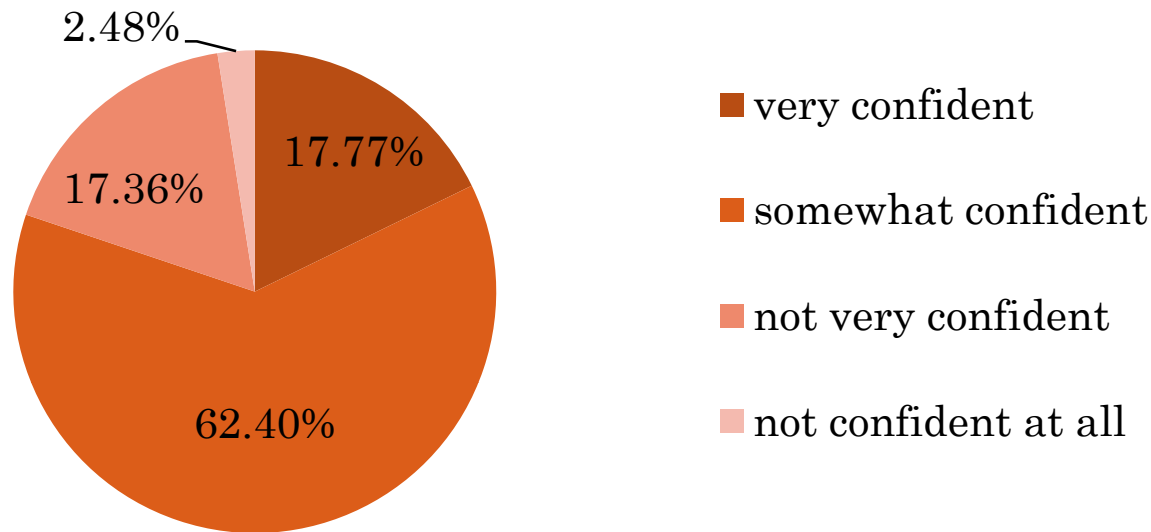
- the three lowest-scoring areas were general searching, periodicals & databases, and internet
- these were also the three lowest-scoring areas in 2008, 2009, and 2010
- multiple topics have failing average scores

○ high scores

- the highest-scoring topic was copyright & plagiarism
- this was also the highest-scoring area in 2008, 2009, and 2010



2011 CATALOG SEARCHING CONFIDENCE



Their confidence in using a library catalog:

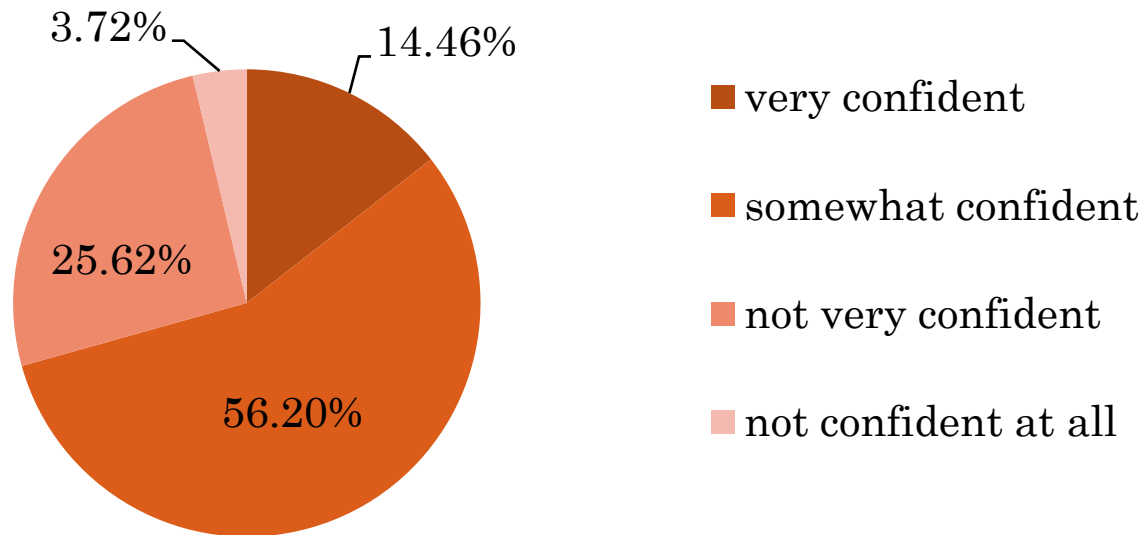
- 80% of students are somewhat or very confident
- 20% are not very confident or not confident at all

These are consistent with previous results:

- 2010: 79% confident, 21% not confident
- 2009: 85% confident, 15% not confident
- 2008: 83% confident, 17% not confident



2011 DATABASE SEARCHING CONFIDENCE



Their confidence in using a library database:

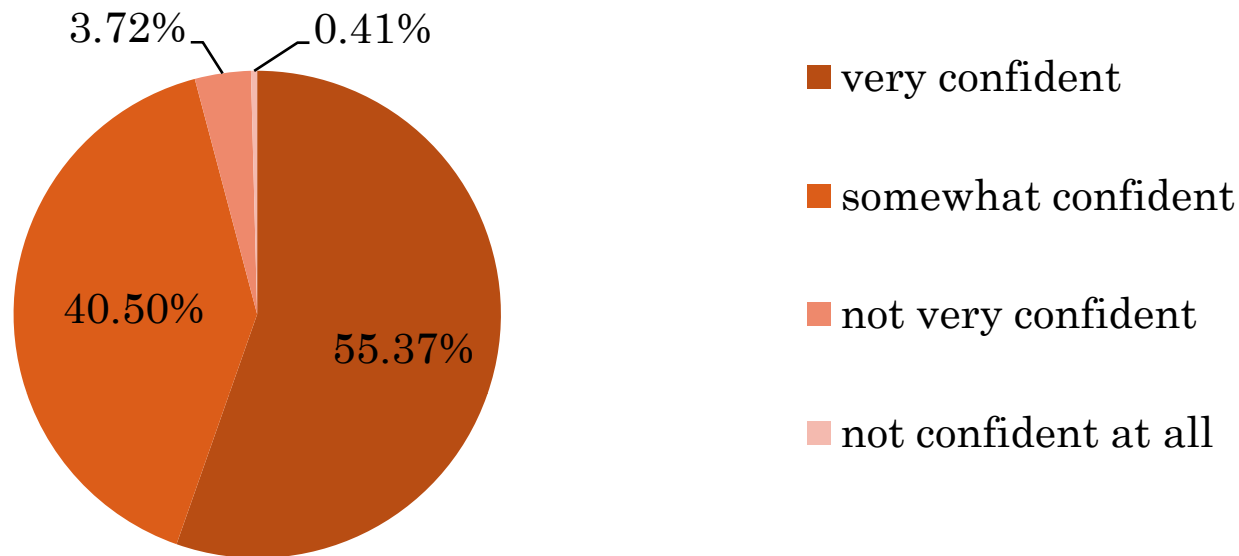
- 71% of students are somewhat or very confident
- 29% are not very confident or not confident at all

These are consistent with previous results:

- 2010: 65% confident, 35% not confident
- 2009: 71% confident, 29% not confident
- 2008: 69% confident, 31% not confident



2011 INTERNET SEARCHING CONFIDENCE



Their confidence in using the internet for research:

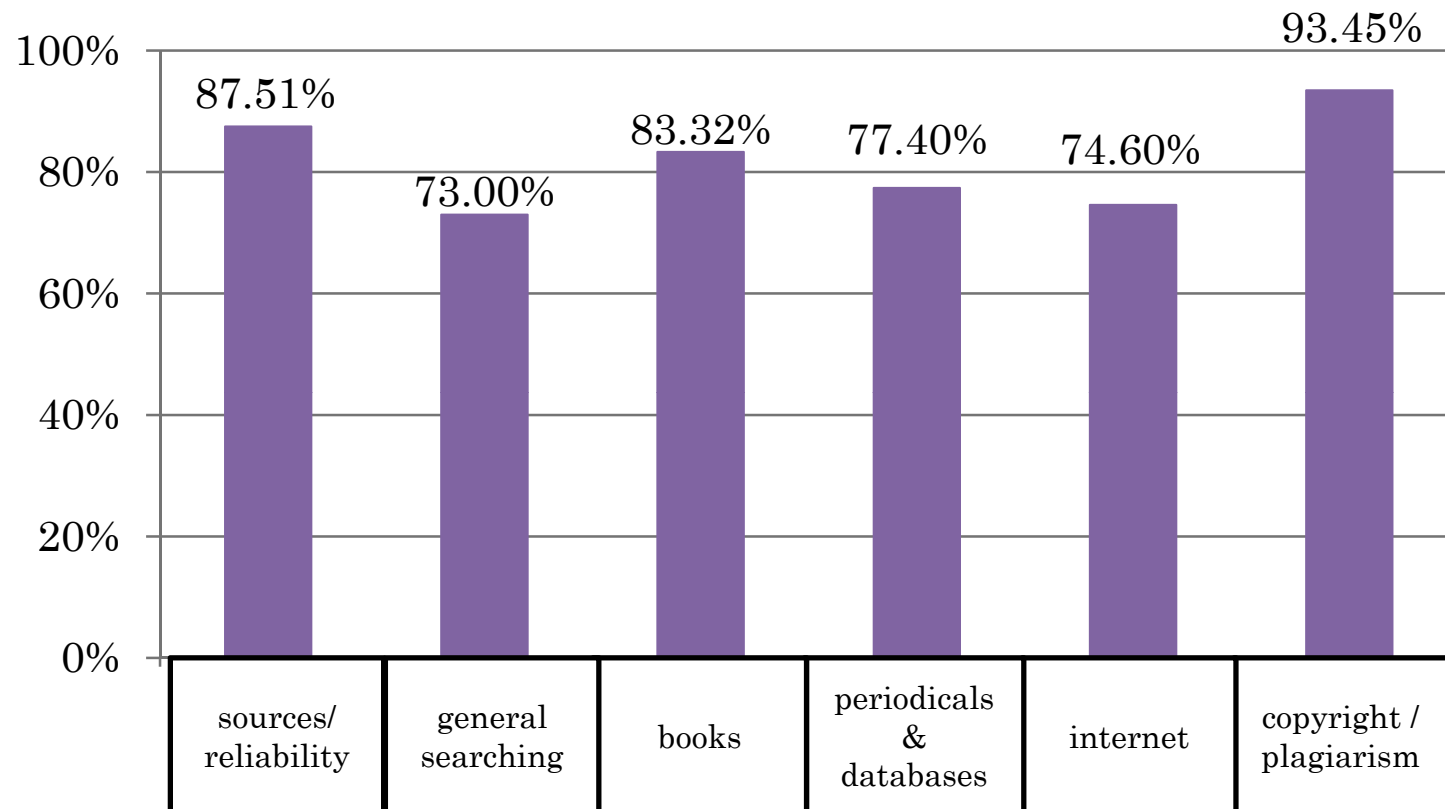
- 96% of students are somewhat or very confident
- 4% are not very confident or not confident at all

These are consistent with previous results:

- 2010: 95% confident, 5% not confident
- 2009: 96% confident, 4% not confident
- 2008: 94% confident, 6% not confident



2011 POST-QUIZ AVERAGES

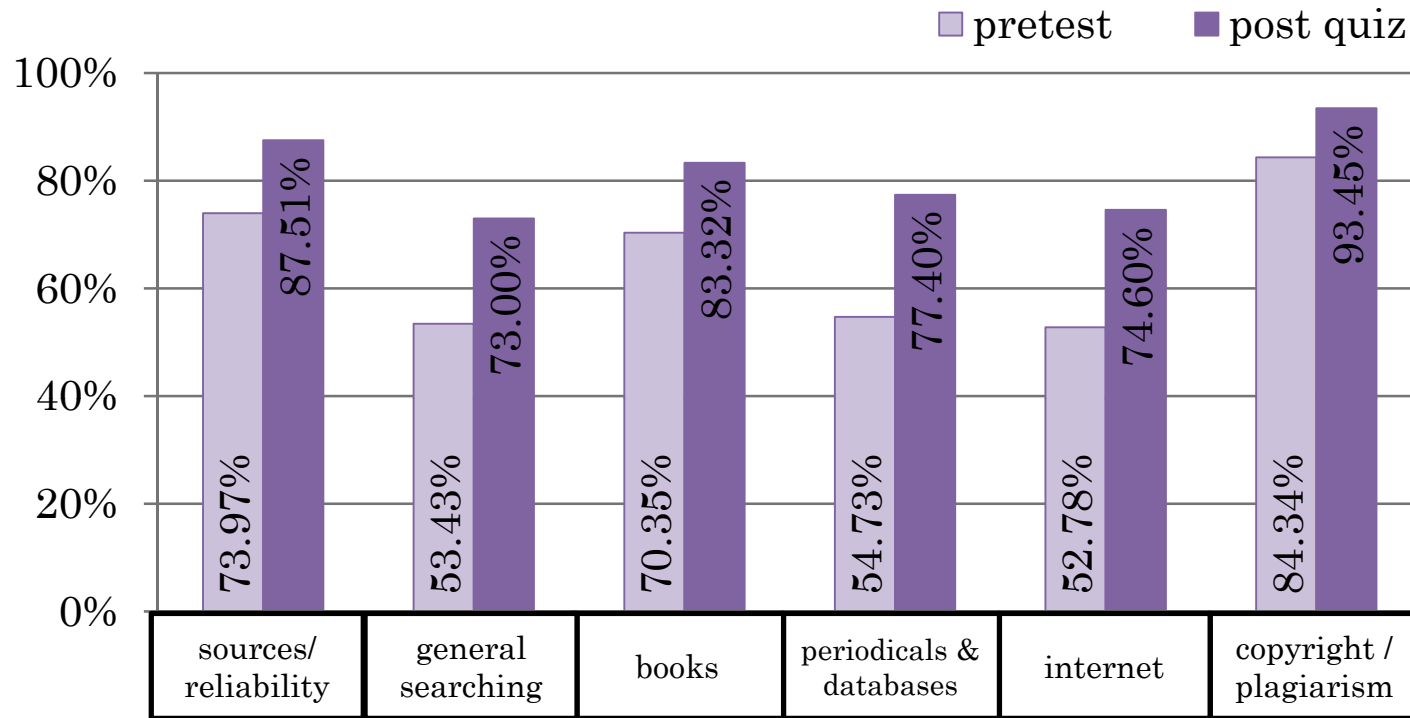


The post-quizzes have two purposes:

- determine if students retained information from the tutorials
- help reinforce important information



2011 PRETEST VS. 2011 POST-QUIZ



- sources/reliability increased 13.5%
- general searching increased 19.6%
- books increased 13.0%
- periodicals & databases increased 22.7%
- internet increased 21.8%
- copyright/plagiarism increased 9.1%



COMPARISON COMMENTS

Post-quiz scores higher than pretest due to:

- learning from the pretest (viewing missed questions/answers)
- learning from the tutorials
- learning the information elsewhere
- looking up the answers while taking the post-quizzes

Low scoring topics on pretest:

- general searching (53%), databases (55%), internet (53%)
- scores increased by 19.5-22.5% for each topic
- all post-quiz averages are now C- or higher



2011 POST-QUIZ OPINIONS

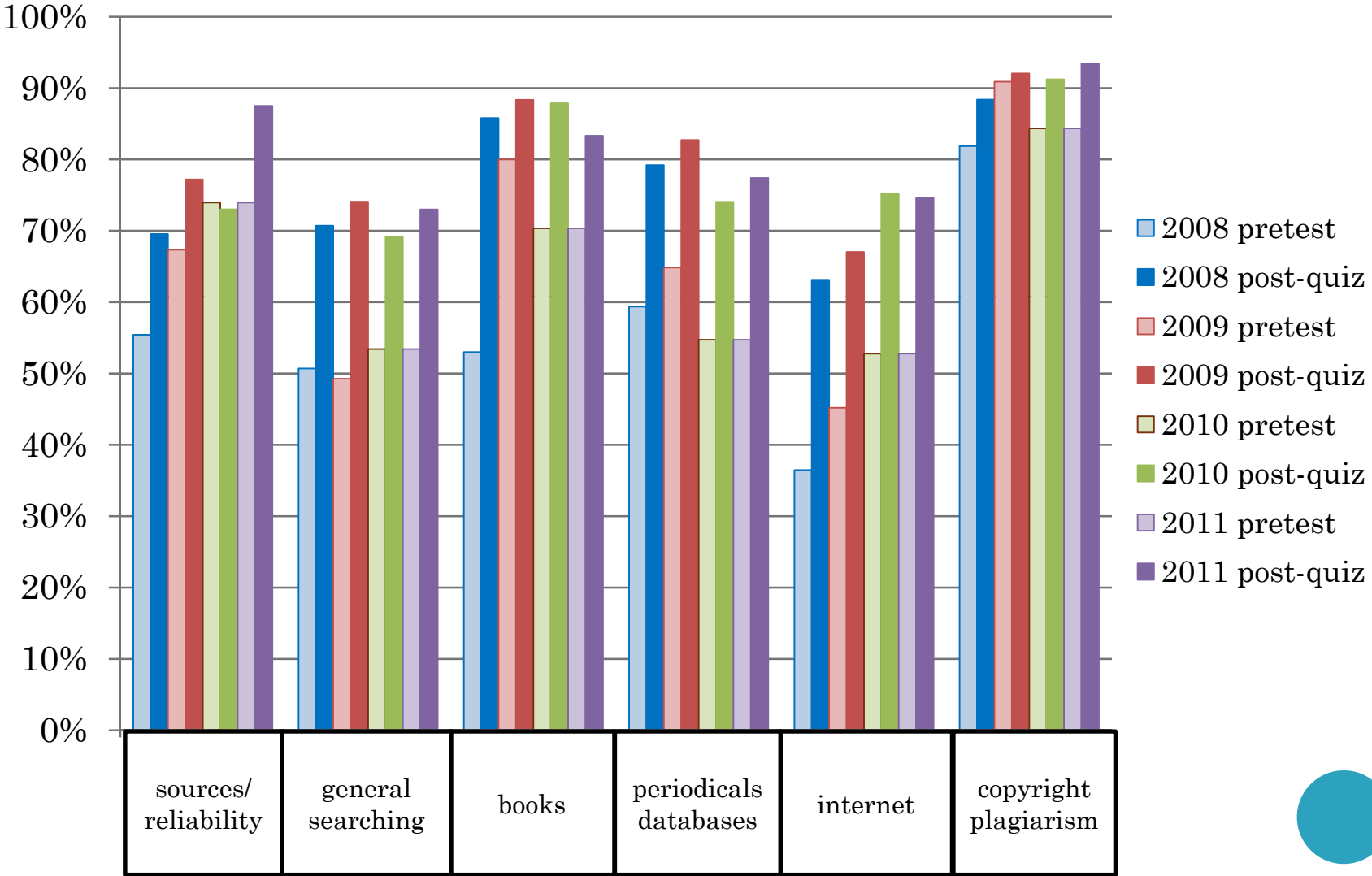
Students were asked on each quiz to indicate their agreement with this statement:

“This tutorial had useful information to help me find information for research.”

- sources/reliability: 95% agreed
- general searching: 96% agreed
- books: 94% agreed
- periodicals & databases: 94% agreed
- internet: 93% agreed
- copyright/plagiarism: 92% agreed



2008-2011 COMPARISONS



2008-2011 COMPARISONS

- Average score of all 2011 post-quizzes combined: 81.88%
- An increase of over 17% when compared to the 2011 pretest average score of 64.42%

Year	Pretest Ave	Post-quizzes Total Ave	Increase
2011	64.42%	81.88%	17.46%
2010	67.65%	78.43%	10.78%
2009	70.14%	80.85%	10.71%
2008	61.68%	76.74%	15.06%

